

AMPLIFIER

HDP 5 950 W MAX

D CLASS FULL RANGE FIVE CHANNEL



Power Supply

Power supply voltage:	11 ÷ 15 VDC
Idling current:	3 A
Idling current when off:	0.04 mA
Consumption @ 2Ω, 14.4 VDC (Max Musical Power):	50 A

Amplifier stage

Distorsion - THD (100 Hz @ 4Ω):	0.08 %
Bandwidth A & B Ch (-3 dB):	5 ÷ 50k Hz
Bandwidth C Ch (-3 dB):	8 ÷ 150 Hz
S/N Ratio A & B Ch (A weighted @ 1 V):	100 dB
S/N Ratio C Ch (A weighted @ 1 V):	106 dB
Damping factor A & B Ch (100 Hz @ 4Ω):	50
Damping factor C Ch (100 Hz @ 4Ω):	100
Pre-In sensitivity:	0.3 ÷ 5 V RMS
Pre-In impedance:	15 kΩ
Speaker-In sensitivity:	1.4 ÷ 24 V RMS
Speaker-In impedance:	470 Ω
Load impedance:	
5 Ch	4 x 2Ω + 1 x 2Ω
3 Ch	2 x 4Ω + 1 x 2Ω

CEA 2006-A RATINGS

RMS Power (4Ω, ≤ 1 % THD+N, 14.4 V):
 60 W x 4 Ch + 310 W x 1 Ch

S/N Ratio (ref. 1 W output):
 60 W Channel: 80 dBA
 310 W Channel: 84 dBA



OUTPUT POWER (RMS) @ 14.4 VDC, THD 1%:

5 Ch	70 W x 4 + 380 W x 1 (4Ω)
5 Ch	100 W x 4 + 550 W x 1 (2Ω)
3 Ch	200 W x 2 (4Ω) + 380 W x 1 (4Ω)
3 Ch	200 W x 2 (4Ω) + 550 W x 1 (2Ω)

- 1 Thermally optimized double extruded heatsink, ergonomic and aluminium die-cast end caps;
- 2 4 LEDs monitor the status of the amplifier and communicate with the user;
- 3 Special balanced input circuitry to reject electromagnetic disturbances present on the Pre-amplified or Speaker level inputs;
- 4 HDP Input featuring either Speaker In (OEM radio) or RCA In (Aftermarket radio) inputs;
- 5 ART™, Automatic Remote Turn-On/Off function, automatically turns on and off the amplifier when the OEM radio turns on and off (available on Speaker In only);
- 6 Double separate power supply stages for A & B channels, C channel based on multi-winding toroidal transformers plus Low ESR 105°C resistant electrolytic capacitors, D-Class 2 Ω stable output stage based on solid T220-5pin power Mosfets; with compact "install-friendly" connector;
- 7 Highly flexible crossover system allows full range or Hi-pass 12 dB/Oct. filter on A & B channels for front plus rear configuration or Hi-Pass plus Band-Pass on A & B channels for multichannel configuration and Lo-pass 24 dB/Oct. filter on C channel for optimal subwoofer driving;
- 8 3-Channel mode switch is provided to easy set up the amplifier for high power front speaker system plus subwoofer to achieve up to 200 W x 2 (4Ω) + 550 W x 1 (2Ω).

Other functions

Remote In:	6 ÷ 15 VDC - 1 mA
Remote Out:	12 VDC - 15 mA
ART™:	Automatic Remote Turn-On/Off with Speaker-In
Fuse:	2 x 40 A



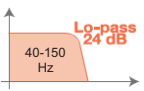
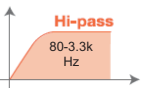
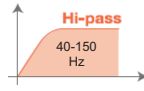






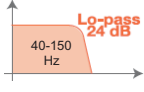
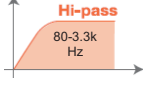
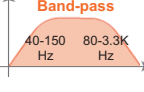






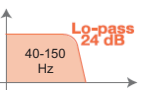
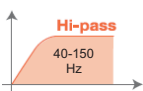
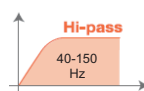




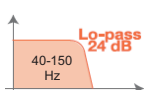
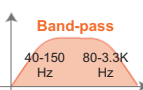
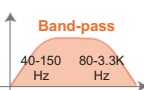




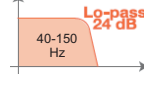






Inputs / Filters

Inputs:	Pre IN / Speakers IN
A Ch filters: Full / Hi-Pass / Band-Pass	40 ÷ 150 Hz (HI) 80 ÷ 3.3K Hz (LO) @ 12 dB/Oct.
B Ch filters: Full / Hi-Pass	80 ÷ 3.3K Hz (LO) @ 12 dB/Oct.
C Ch filters: Lo-Pass	40 ÷ 150 Hz @ 24 dB/Oct.
Remote SUB volume:	(-50 ÷ 6) dB

Size / Weight

Maz size (mm/inches):	171 x 344 x 46,70 6.73" x 13.54" x 1.83"
Weight (kg/lb):	3.09 / 6.81

Inputs / Filters

MODE	Speakers Output			Signals Inputs and Selector		
	SUB	B channels	A channels	SUB input	B input	A input
 5ch  3ch				 SUB  A+B	 A  B	INPUT
 5ch  3ch				 SUB  A+B	 A  B	INPUT
 5ch  3ch		LEFT -BRIDGE- 	RIGHT -BRIDGE- 	 SUB  A+B	X	INPUT
 5ch  3ch		LEFT -BRIDGE- 	RIGHT -BRIDGE- 	 SUB  A+B	X	INPUT
 5ch  3ch				 SUB  A+B	 A  B	INPUT